

**HEALTH AND HOUSING SCRUTINY COMMITTEE**

**7 JANUARY 2026**

**Performance Indicators - Qtr 2 2025/26**

**Appendix 2**



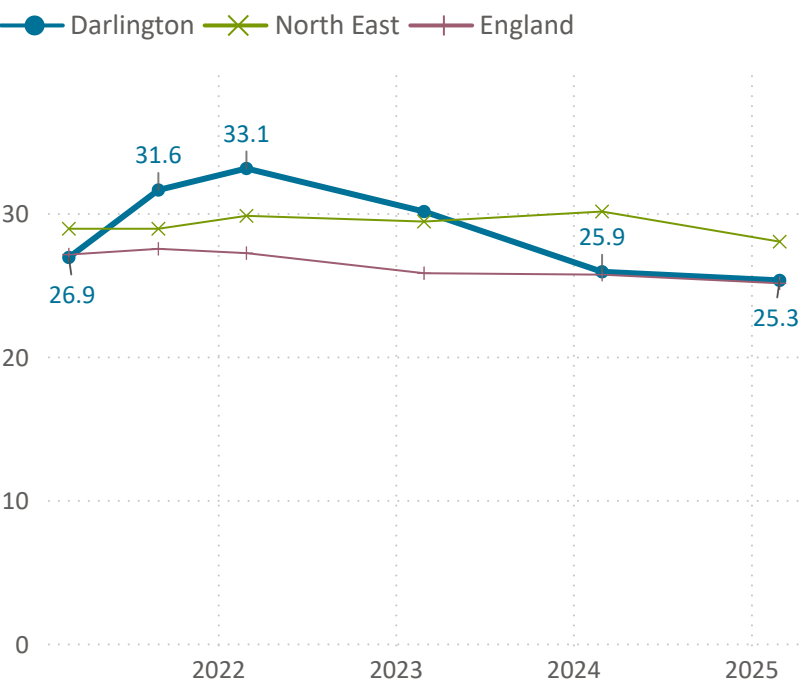
# Percentage of the adult population physically inactive (doing less than 30 minutes moderate activity per week)

The 2023-24 Active Lives survey results show that there has been a slight improvement from the 2022-23 results, from 25.9% to 25.3%, which is continuing the positive trend and Darlington is in line with the national average.

A new 10-year Physical Activity Strategy was developed over the past year and approved by Cabinet on June 10th 2025. It outlines how the council in partnership with other organisations can develop, organise and promote new projects to encourage adult participation in physical activity and support the continuation of the downward trend of adult physical inactivity in Darlington.

CUL 008a

Percentage of the adult population physically inactive (doing less than 30 minutes moderate activity per week)



Lead Officer: Lisa Soderman: Head of Leisure

Service Area: Leisure

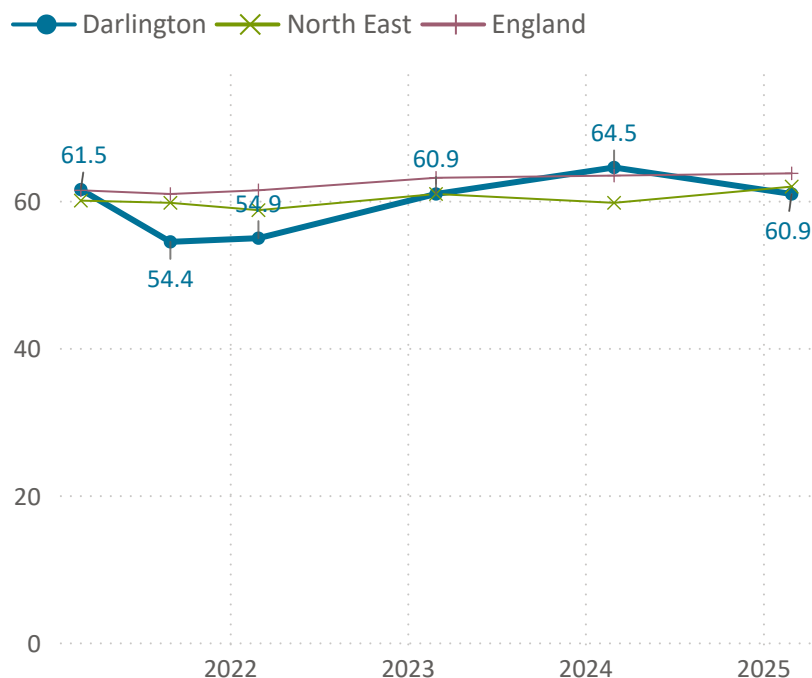
## Percentage of the adult population physically active (doing 150 minutes moderate activity per week)

The 2023-24 Active Lives survey results show that there has been a small decrease in the amount of adults completing more than 150 minutes of physically active in Darlington (64.5% 2022-23 to 60.9% 2023-24). However we are in line with the north east average.

A new 10-year Physical Activity Strategy was developed over the past year and approved by Cabinet on June 10th 2025. It outlines how the council in partnership with other organisations can develop, organise, and promote new projects to encourage adult participation in physical activity, that will hopefully support an increase in the sustainability of the physical activity levels. We have been chosen as one of the pilot areas for the Sport England Place funding which will target inactivity levels. The aim of this investment is to use what we know about working effectively in places to increase activity, decrease inactivity, reduce inequalities, and improve the experience of sport and physical activity for adults in Darlington.

### CUL 009a

Percentage of the adult population physically active (doing 150 minutes moderate activity per week)



Lead Officer: Lisa Soderman: Head of Leisure

Service Area: Leisure

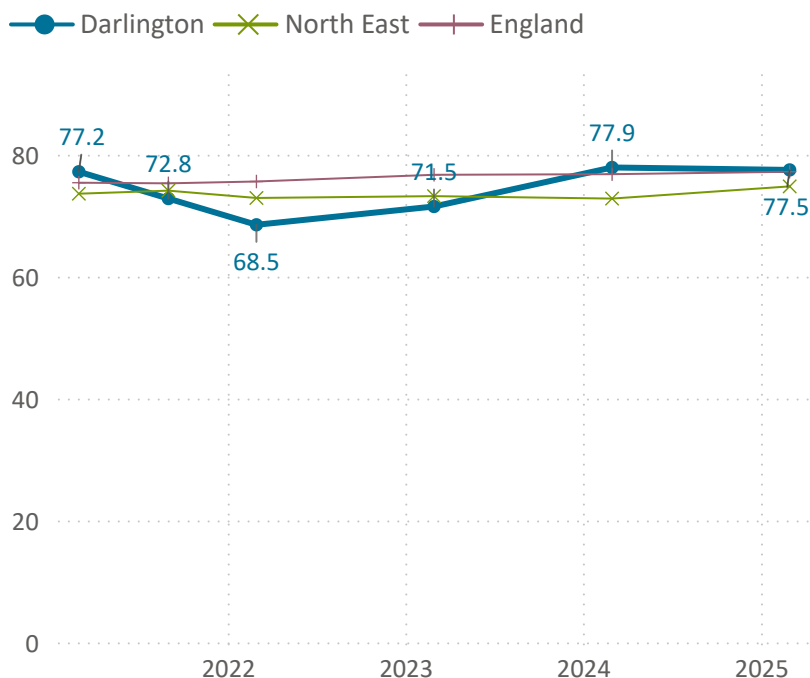
## Percentage of the adult population taking part in sport and physical activity at least twice in the last month

The 2023-24 Active Lives survey results show there has been an very small decrease in adults taking part in sport and physical activity at least twice a month in Darlington (77.9% 2022/23 to 77.5% 23/24). This is still a good trend as it shows we are maintaining this activity at a satisfactory level with Darlington still being above both the North East average of 74.8% and the England average of 77.2%.

A new 10-year Physical Activity Strategy was developed over the past year and approved by Cabinet on June 10th 2025. It outlines how the council in partnership with other organisations can develop, organise, and promote new projects to encourage adult participation in physical activity, to help promote an upward trend of adult physical activity.

### CUL 010a

Percentage of the adult population taking part in sport and physical activity at least twice in the last month



Lead Officer: Lisa Soderman: Head of Leisure

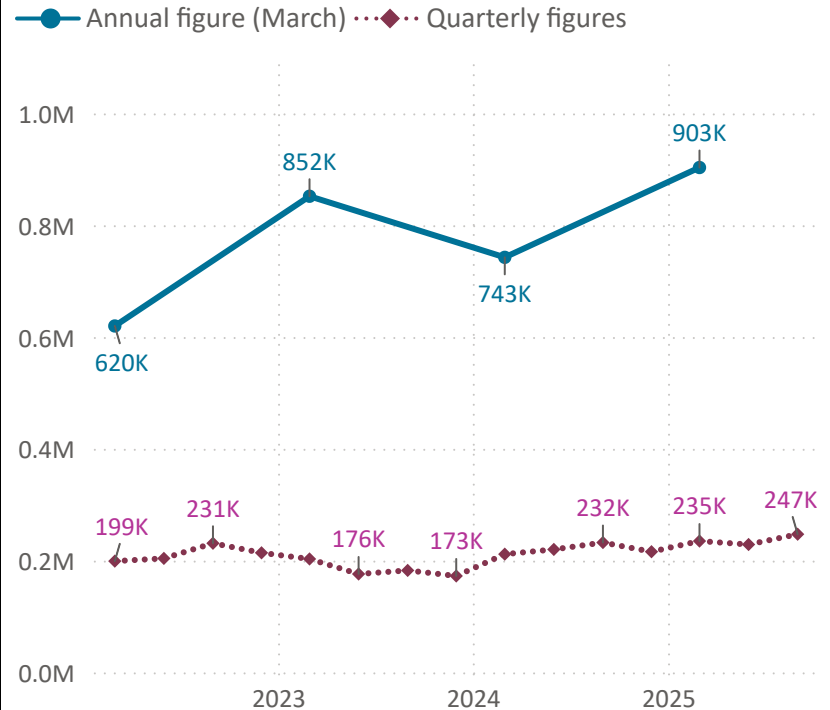
Service Area: Leisure

## Total number of visits to the Dolphin Centre (all areas)

The first six months of this year have shown positive growth in visits compared to the same period in 2024/2025. The successful introduction of a weekly pool party in the school holidays has contributed to a very popular May and Summer holiday programme. New promotions across business areas including 'Active Afternoons' has increased footfall in bowling and soft play during term time. Membership numbers continue to rise to an all-time high, with popular fitness classes including Pilates and aqua aerobics continually hitting full capacity. This quarter has had the highest visitors on record for The Dolphin Centre, with many repeat customers contributing to growth in overall visitor numbers.

### CUL 030

Total number of visits to the Dolphin Centre (all areas)



Lead Officer: Lisa Soderman: Head of Leisure

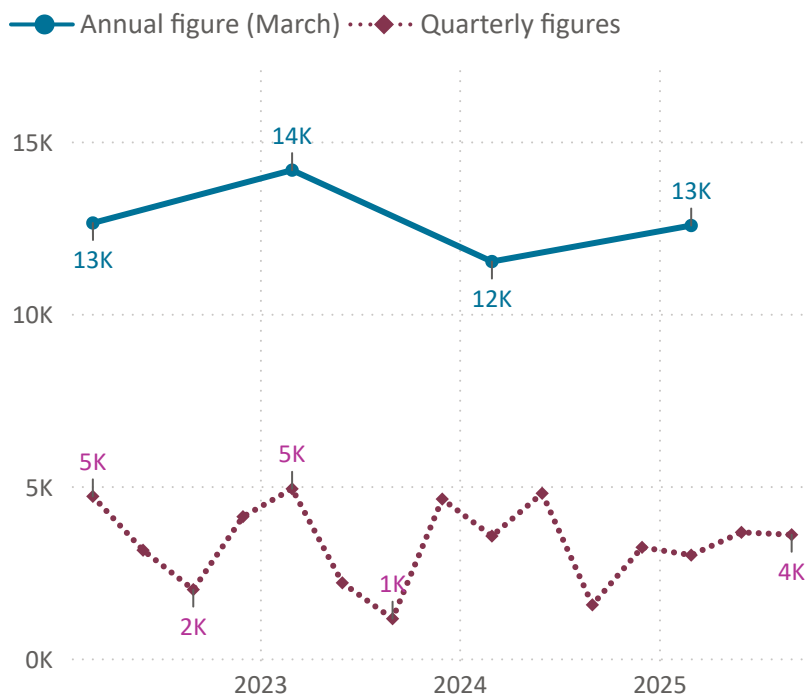
Service Area: Leisure

## Number of school pupils participating in the sports development programme

A full School Games programme has been delivered this year with a slight increase in participation from the year 2024/25 in the first two quarters of this year, following additional events added to the calendar. New activities are planned for 2025/26 to supplement the existing programme which include T1 Rugby, Secondary Swimming Festival, Tees Valley Basketball, Primary and Secondary Panathlon, Secondary Golf festivals and outreach skills festivals. This should support a further increase in 2025/26 with a further focus around key stage 1/multi activity festivals, target festivals and additional Quad Kid Athletics events.

### CUL 063

Number of school pupils participating in the sports development programme



Lead Officer: Lisa Soderman: Head of Leisure

Service Area: Leisure

## Number of individuals participating in the community sports development programme

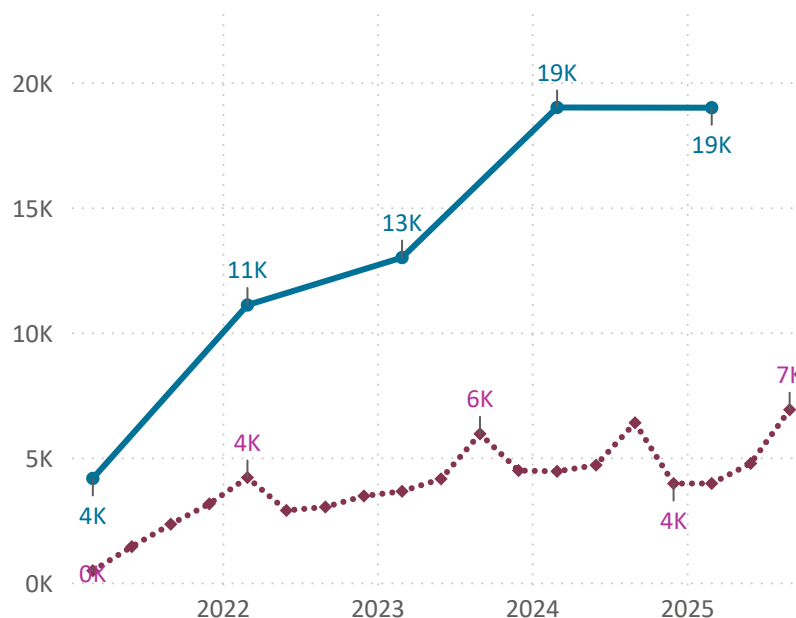
The figures have remained consistent from the previous two quarters in 2024/25 with the team delivering sessions and activities that are continuing to sustain participants who attend. A broad community outreach programme has been delivered at various community venues with the team supporting the new Sport and Physical Activity strategy and the application for the Sport England Place funding for Darlington.

Darlington's Place expansion work will commence on the 1st December over a 15-month development phase aimed at increasing levels of physical activity, reducing levels of physical inactivity, addressing inequalities and providing positive experiences for children and young people.

### CUL 064

Number of individuals participating in the community sports development programme

—●— Annual figure (March) ...◆... Quarterly figures



Lead Officer: Lisa Soderman: Head of Leisure

Service Area: Leisure



## Rent arrears of current tenants in the financial year as a percentage of rent debit

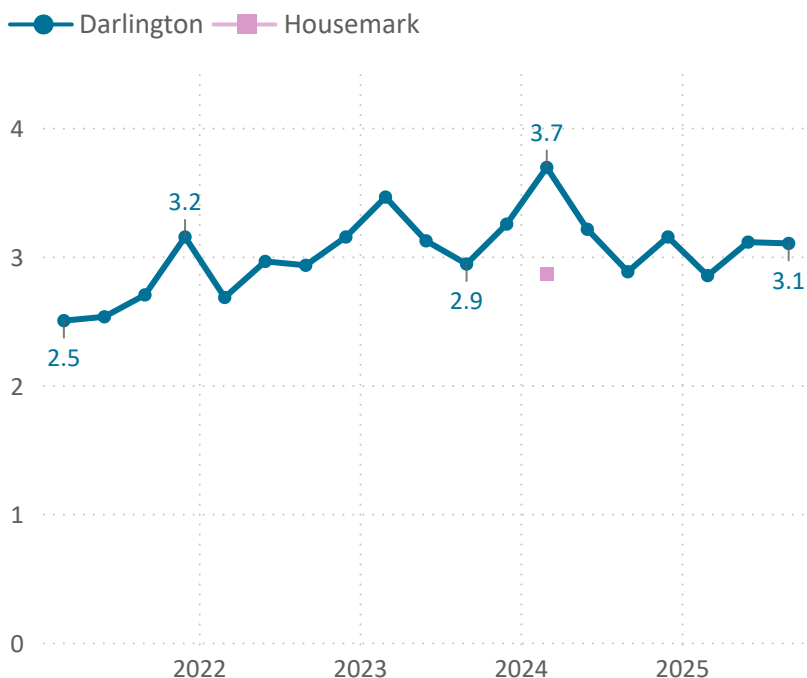
Arrears levels in Q2 have improved from Q1 2025/2026 from 3.11% to 3.10% and the collection rate has gone from 95.29% to 97.39%. This is due to the continued hard work of the team through early prevention and contacting tenants at the earliest opportunity.

Successful applications to Northumbrian Water's Social Tariff Scheme resulted in £331,000 being applied to rent accounts throughout September helping those tenants on low incomes.

The team continues to collect with care, offering guidance and support to customers, assisting with benefit claims and budgeting skills at the beginning of a tenancy and throughout, only taking enforcement and court action when all avenues have been exhausted.

### HBS 013

Rent arrears of current tenants in the financial year as a percentage of rent debit



Lead Officer: Anthony Sandys: Assistant Director - Housing & Revenues

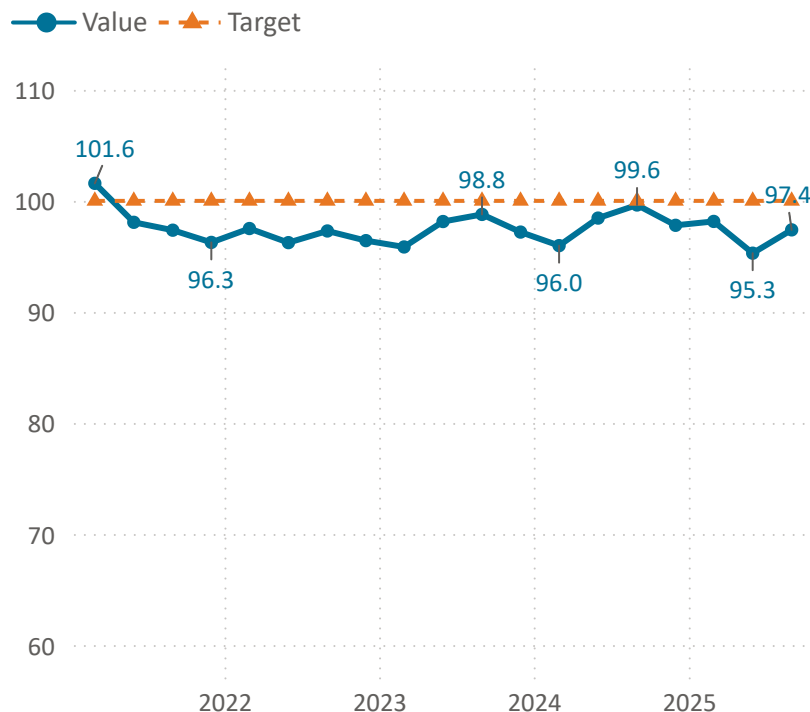
Service Area: Revenue & Benefits

## Rent collected as a proportion of rents owed on HRA dwellings

Over 2,799 Council tenants are now in receipt of some element of Universal Credit (UC) and have the five week wait prior to first payments being received, however average arrears for UC customers remains around five weeks average rent. Although the collection rate is still great, this is having an impact on the amount of arrears that tenants are in, with the arrears as a percentage of the debt increasing from 2.88% in Q2 2024/25 to 3.10% in Q2 2025/26. The Income team continues to promote help and guidance and making affordable repayment plans with customers throughout their tenancy, only taking court and enforcement action where all other efforts have failed.

### HBS 016

Rent collected as a proportion of rents owed on HRA dwellings



Lead Officer: Anthony Sandys: Assistant Director - Housing & Revenues

Service Area: Revenue & Benefits

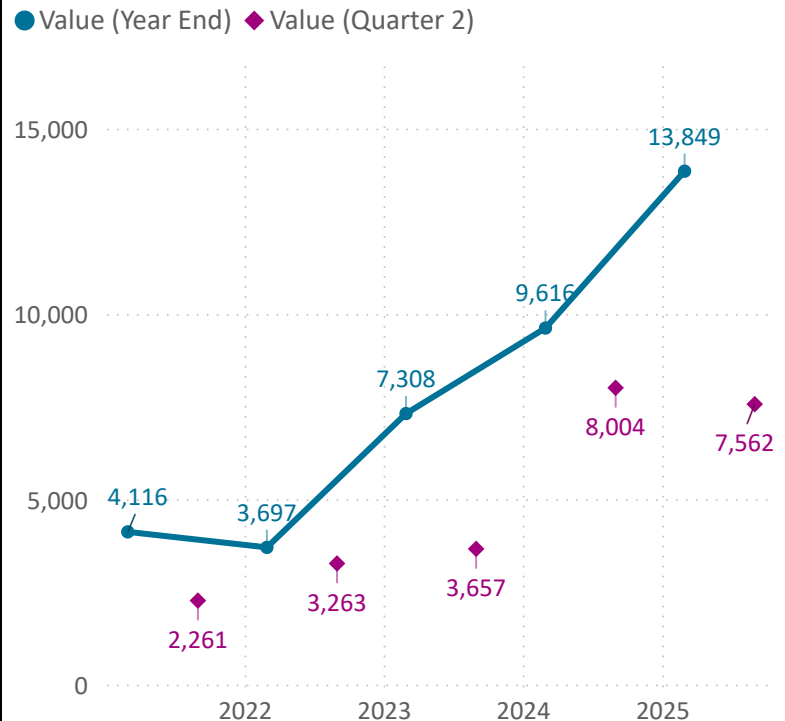
## Number of days spent in "Bed and Breakfast"

The number of nights in temporary accommodation are at 7,562 in September 2025 which shows a slight decrease of 5% from September 2024 which was 8,004.

We have also seen a slight decrease in the numbers on HomeSearch (social housing waiting list) in the band 1 category. This shows that there has been a number of successful move on from temporary accommodation into longer term. This will be due to the higher percentage of properties advertised in band 1 and the change in process for homeless clients to be on auto bid on the system (HomeSearch) meaning they are being automatically put forward for accommodation that suits their needs and not relying on clients bidding themselves.

### HBS 025

Number of days spent in "Bed and Breakfast"



Lead Officer: Anthony Sandys: Assistant Director - Housing & Revenues

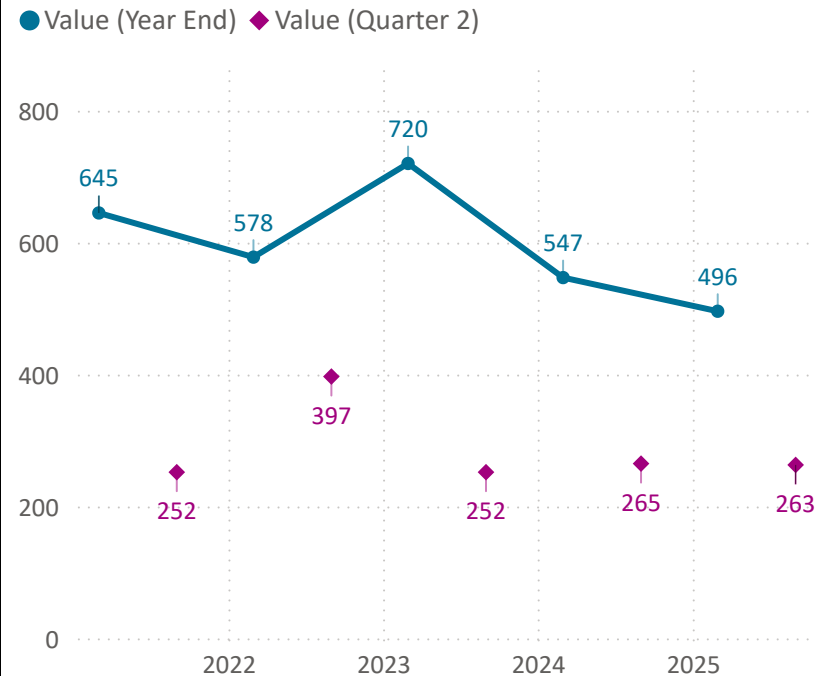
Service Area: Housing

## Number of positive outcomes where homelessness has been prevented

Positive outcomes for homeless cases remain consistent to this time last financial year which is good to see with the continuing pressures of lack of move on accommodation. September 2024 there were 265 positive outcomes and September 2025 we have seen 263 positive outcomes. This shows the Housing Options team are working well to achieve long term housing solutions for clients.

HBS 027i

Number of positive outcomes where homelessness has been prevented



Lead Officer: Anthony Sandys: Assistant Director - Housing & Revenues

Service Area: Housing

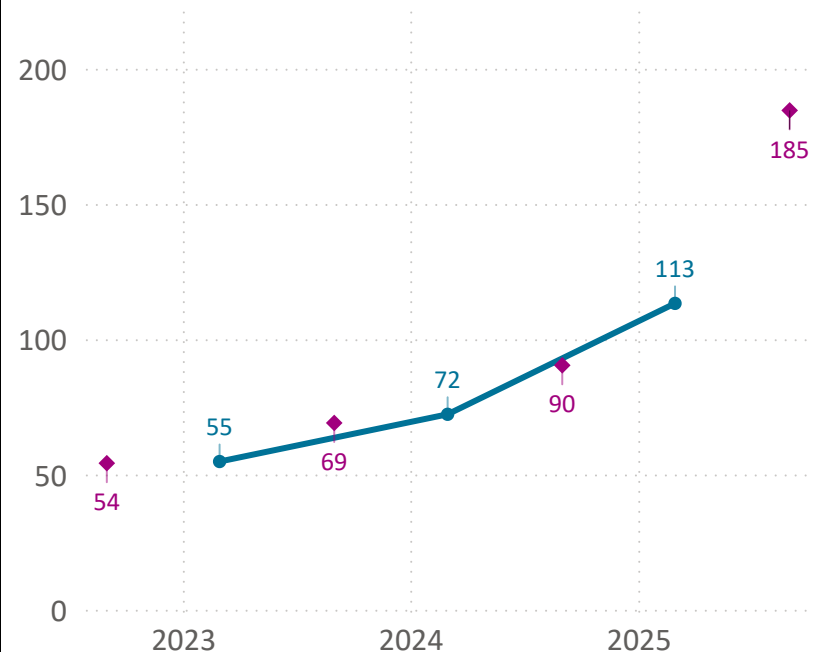
## Average number of days to re-let dwellings

The cumulative average relet for Q2 of this year 2025/26 is 185 days, an increase from 2024/25. Nationally, staffing resource for tradespeople continues to be difficult and we are continuing to invest in apprenticeships to increase qualified tradespersons and to build resilience within the team. Our new Repairs Before Letting Manager has conducted a thorough review of processes. Following this review, an additional Void Officer has been employed. A working group of senior managers is continuing to look at improvements and new void standards are being agreed. It is expected performance for 2025/26 will improve.

### HBS 034b

Average number of days to re-let dwellings

● Value (Year End) ◆ Value (Quarter 2)



Lead Officer: Anthony Sandys: Assistant Director - Housing & Revenues

Service Area: Housing

## Percentage of dwellings not with a gas service within 12 months of last service date

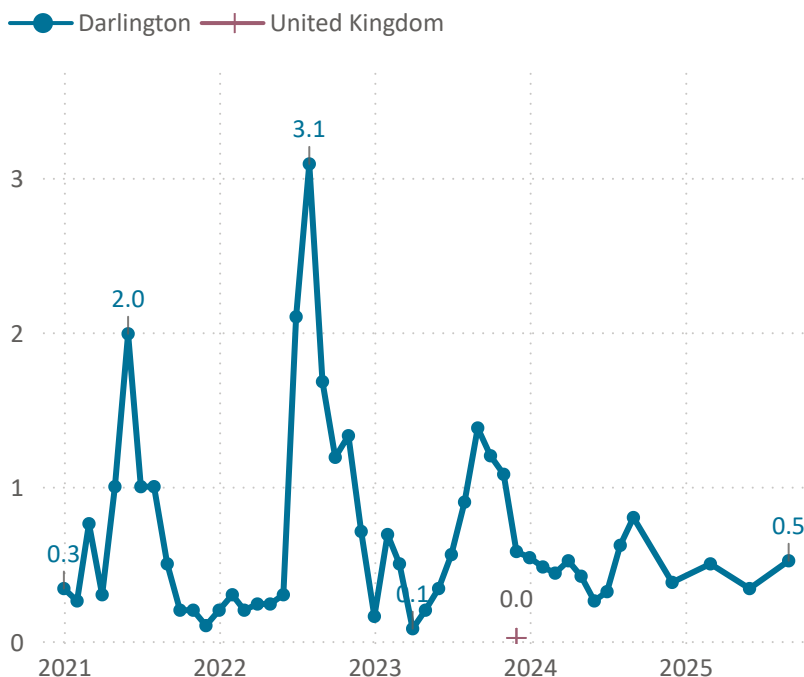
The percentage of Council dwellings without a gas service within 12 months of the last service date was 0.5% in quarter 2 of 2025-26. This is an improvement from the same quarter of 2024-25 at 0.8%.

Performance is on target at 0.5% and all Council properties with gas appliances and due a gas safety check being followed up with appropriate action, including court action, to ensure we meet our statutory duties and maintain safety for tenants in Council homes.

Improvements to processes and systems continue as we aim to continue to improve performance and ensure the safety of tenants in their homes.

### HBS 072

Percentage of dwellings not with a gas service within 12 months of last service date



Lead Officer: Anthony Sandys: Assistant Director - Housing & Revenues

Service Area: Housing

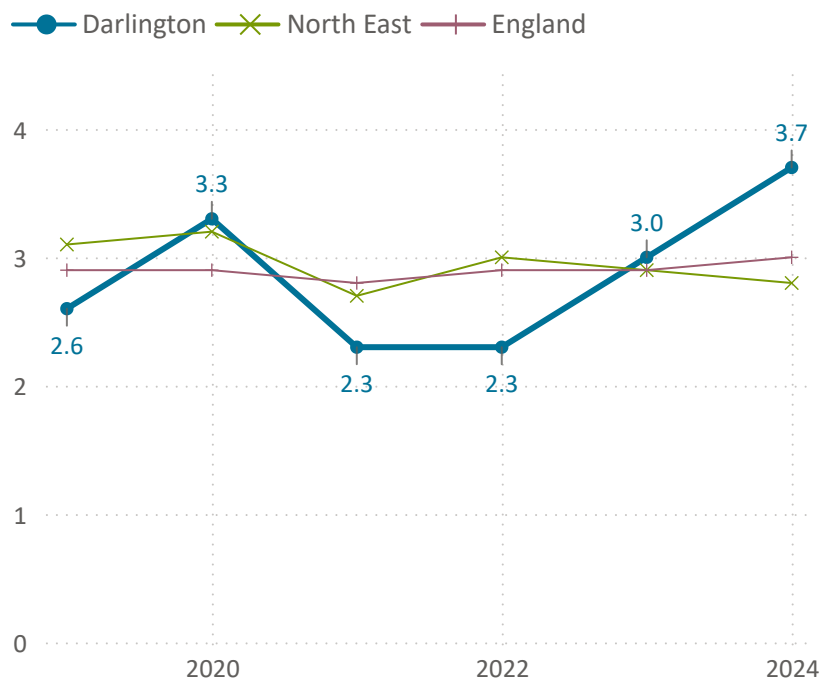
## Percentage of live births (with a gestational age of at least 37 weeks) which have a low birth weight

This data (from 2024) shows an increase in the trend for low birth rate of term babies with 3.7% of full-term births are recorded as low birth weight. Darlington is statistically similar to the North East and England although ranked second highest in the NE region.

Multiple, interconnected factors—nutrition, mental health, lifestyle, and access to care—shape pregnancy outcomes. Maternity services have a key role in supporting a healthy pregnancy and the 0–19 public health service provides a targeted antenatal visit between 28 and 36 weeks, offering tailored advice and support to reduce risks and promote healthy births.

### PBH 009

Percentage of live births (with a gestational age of at least 37 weeks) which have a low birth weight



Lead Officer: Lorraine Hughes: Director of Public Health

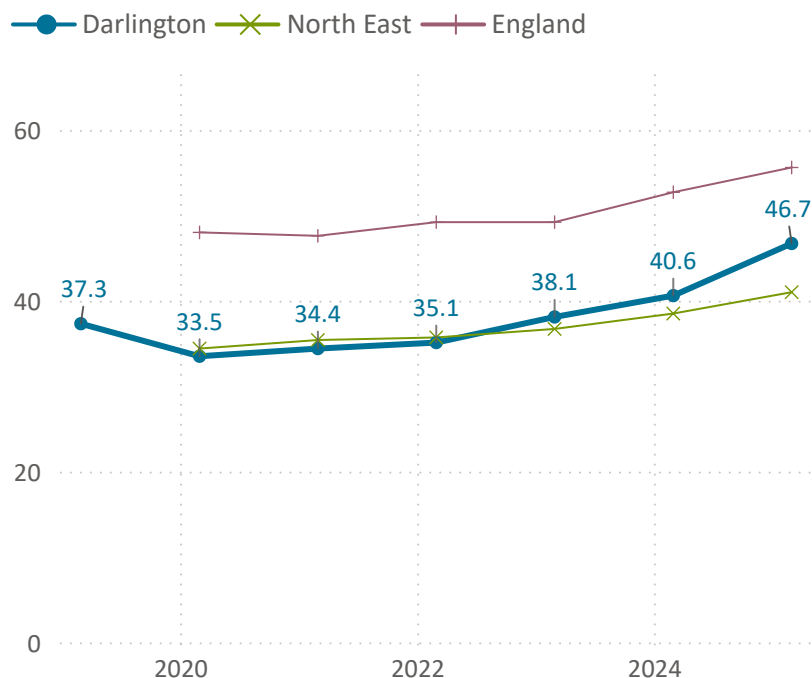
Service Area: Public Health

## Percentage of infants that are totally or partially breastfed at age 6-8 weeks

The latest data from 2024/25 shows that 46.7% of infants in Darlington are totally or partially breastfed at 6-8 weeks after birth. This is now statistically higher than the North East, although statistically lower than the England average. Breastfeeding support in Darlington is built on shared responsibility between midwives and health visitors, with midwives supporting initiation and breastfeeding immediately after birth and health visitors supporting from handover, ensuring continuity of care. The Health Visiting Service was successful in revalidation as a UNICEF Gold Baby Friendly accredited service in October 2025, being highly commended for the work.

### PBH 013c

Percentage of infants that are totally or partially breastfed at age 6-8 weeks



Lead Officer: Lorraine Hughes: Director of Public Health

Service Area: Public Health



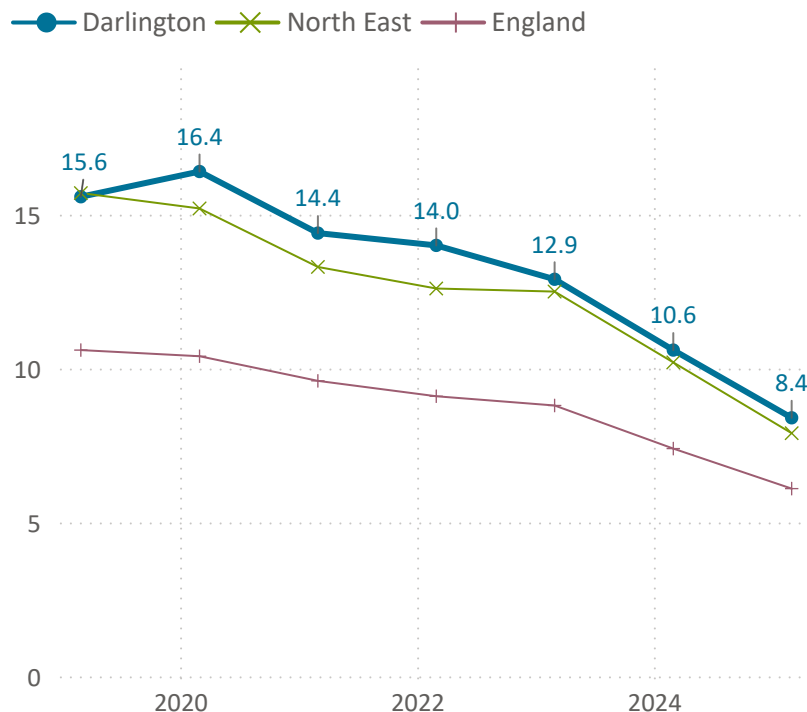
## Percentage of women who smoke at time of delivery

The latest data from 2024/25 shows that 8.4% of mothers are known to be smokers at the time of delivery. This has reduced steadily since 2020. Darlington is statistically similar to the North East and statistically worse than England. The gap between Darlington and England has continued to narrow.

There is new investment in stop smoking services to provide additional support for pregnant women to quit smoking at every opportunity. Existing support is delivered by the NHS through local maternity services and by the Council, which commissions a specialist stop smoking service to help women quit before and after pregnancy.

### PBH 014

Percentage of women who smoke at time of delivery



Lead Officer: Lorraine Hughes: Director of Public Health

Service Area: Public Health

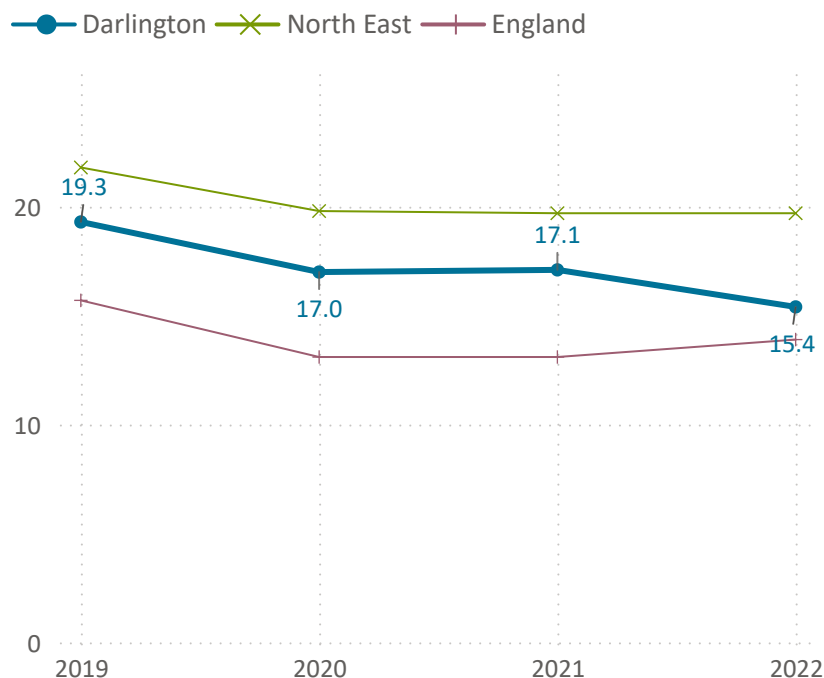
## Conceptions in women aged under 18, per 1,000 females aged 15-17

This most up-to-date data from 2022 shows that there is a continued decrease in the trend for the under-18s conception rate, now at 15.4 per 1,000 females aged 15-17. Darlington is statistically similar to the North East and England averages.

A wide range of evidence-based activities and programmes are delivered with partners. These include supporting Relationship, Sex and Health Education (RSHE) in Darlington schools, school nurse drop-in sessions offering information, support and access to contraception, and a community contraception service providing young people with the full range of options.

### PBH 016

Conceptions in women aged under 18, per 1,000 females aged 15-17



Lead Officer: Lorraine Hughes: Director of Public Health

Service Area: Public Health

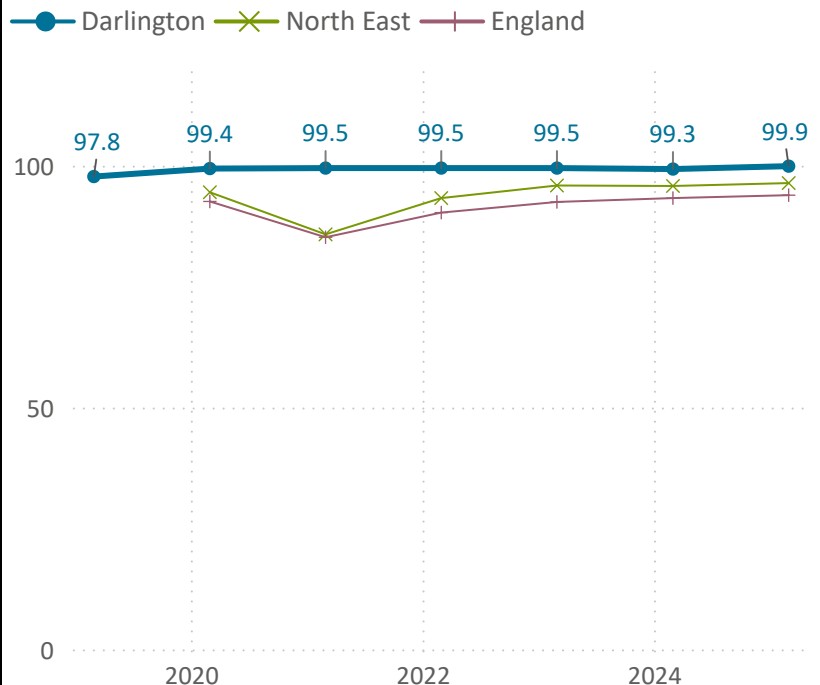
## Percentage of children aged 2-2½yrs offered ASQ-3 as part of the Healthy Child Programme or integrated review

The latest data from 2024/25 shows that 99.9% of children aged 2-2.5 years were offered an ASQ-3 test as part of the mandated Healthy Child programme contacts (or an integrated assessment). Darlington is statistically better than the North East and England.

ASQ-3 is a comprehensive assessment of a child's early development, including motor, problem-solving solving and personal development. The Health Visiting team work with Early Years settings and parents to ensure those identified with additional needs are offered an integrated assessment to identify any developmental needs as early as possible so that the child and family can receive appropriate support.

### PBH 018

Percentage of children aged 2-2½yrs offered ASQ-3 as part of the Healthy Child Programme or integrated review



Lead Officer: Lorraine Hughes: Director of Public Health

Service Area: Public Health

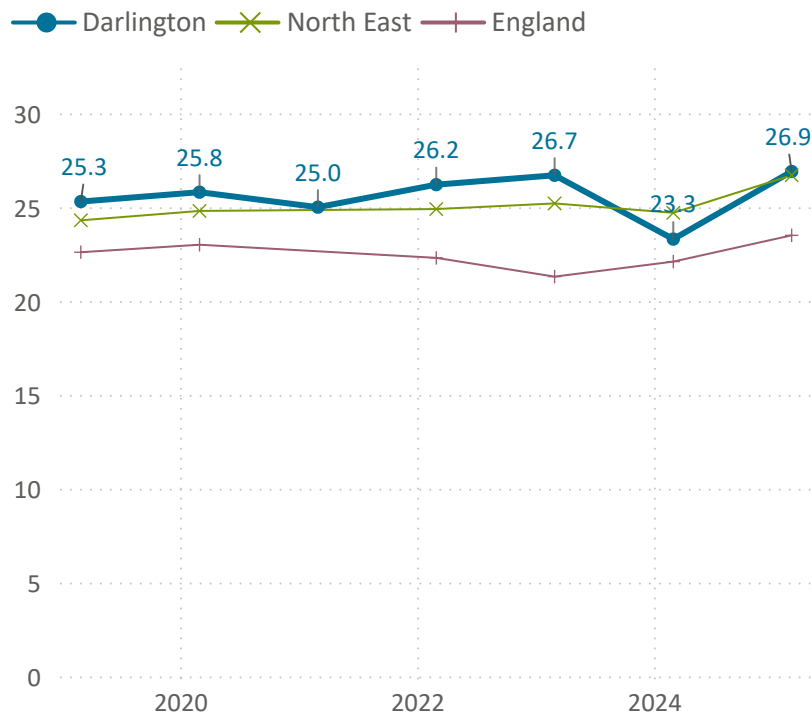
## Excess weight among Reception pupils (%)

The latest data from 2024/25 shows an increase in the proportion of reception children aged 4-5 years who were found to be overweight or obese when measured which is now at 26.9%. Darlington is now statistically similar to the North East but higher than the England average.

The Darlington Childhood Healthy Weight Plan identified evidence-based interventions delivered with partners to address underlying causes of obesity in children and young people. Work includes activity with schools and local commercial food premises to develop a healthy catering standard for a healthy food offer.

### PBH 020

Excess weight among Reception pupils (%)



Lead Officer: Lorraine Hughes: Director of Public Health

Service Area: Public Health

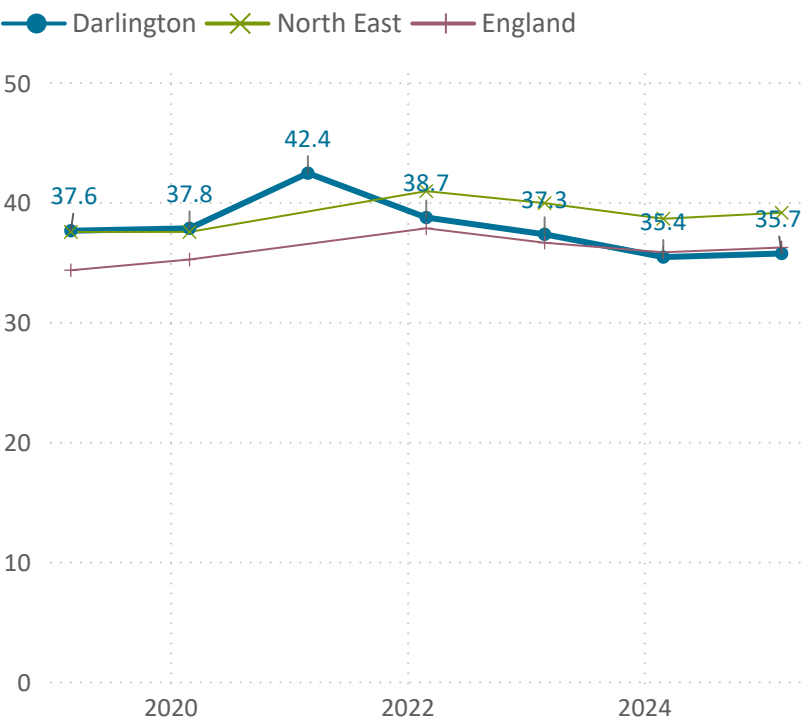
# Excess weight among Year 6 pupils (%)

The latest data from 2024/25 shows that 35.7% of Year 6 children aged 10-11 years who were measured were found to be overweight or obese. There has been a reduction each year since 2021, with Darlington being statistically lower than the North East and statistically similar to England.

The Darlington Childhood Healthy Weight Plan identified evidence-based interventions delivered with partners to address underlying causes of obesity in children and young people. Work includes activity with schools and local commercial food premises to develop a healthy catering standard for a healthy food offer.

## PBH 021

Excess weight among Year 6 pupils (%)



Lead Officer: Lorraine Hughes: Director of Public Health

Service Area: Public Health

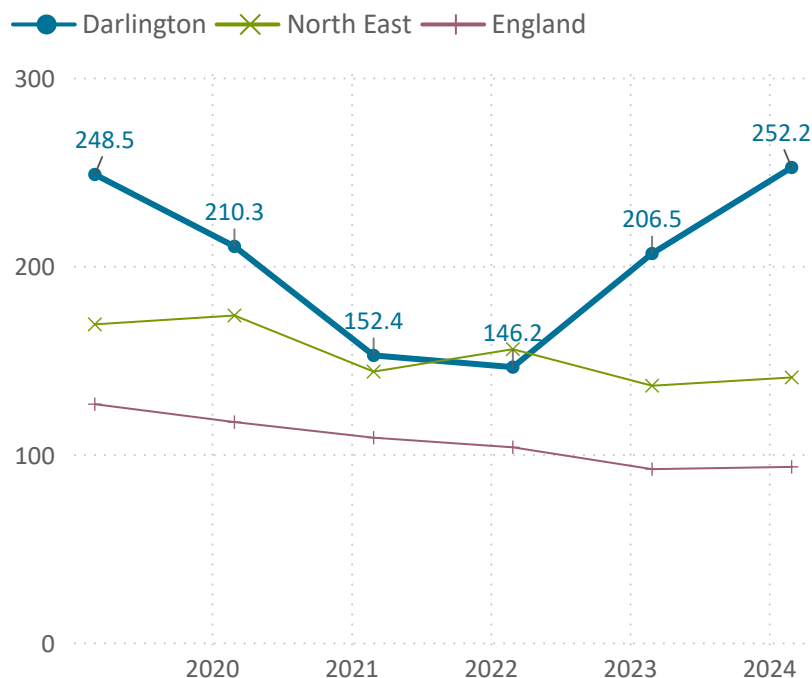
## Hospital admissions caused by unintentional and deliberate injuries in children aged under 5 years (per 10,000 0-5 population)

The latest data shows a significant increase in this rate to 252.2 per 10,000 population for emergency admissions for 0-4 years since 2022. Compared to our North East neighbours, Darlington is ranked the highest and is statistically worse than the North East and England rate.

The reasons for this increase in children's admissions are complex and require system-wide action. Most admissions are due to accidents. An audit has been undertaken to understand the data in more detail, with findings used to develop an injury prevention campaign. Other actions being taken include a local training offer for frontline staff and improving information sharing pathways between the Trust and 0-19 service.

### PBH 024

Hospital admissions caused by unintentional and deliberate injuries in children aged under 5 years (per 10,000 0-5 population)



Lead Officer: Lorraine Hughes: Director of Public Health

Service Area: Public Health

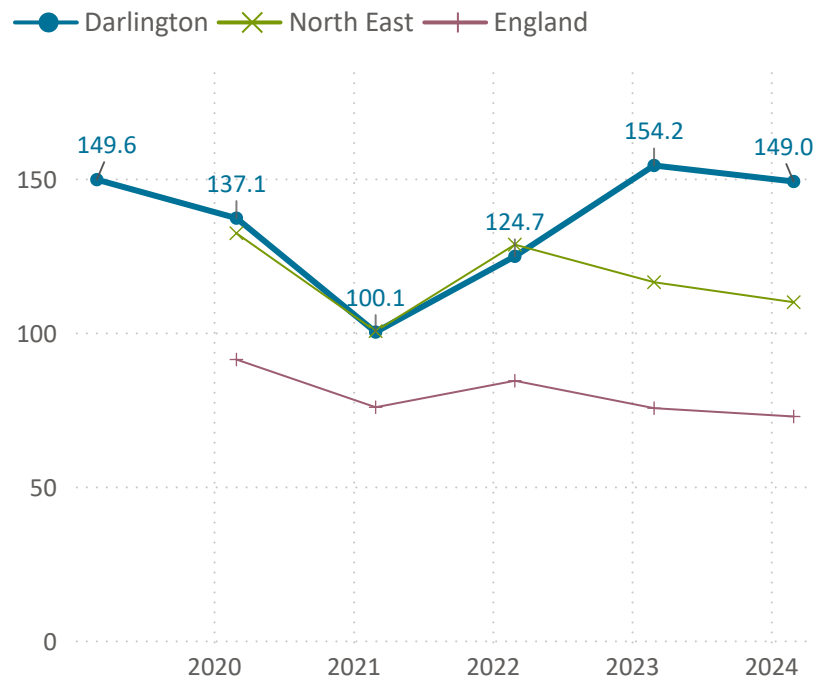
## Hospital admissions caused by unintentional and deliberate injuries in children aged under 15 years (per 10,000 0-15 population)

The latest data from 2023/24 shows that the rate for Darlington is 149 per 10,000 population for emergency admissions for those aged 0-14 years. There is a reduction from last year, but Darlington remains statistically worse than the North East and England.

The reasons for this increase in children's admissions are complex and require system-wide action. Most admissions are due to accidents. An audit has been undertaken to understand the data in more detail, with findings used to develop an injury prevention campaign. Other actions being taken include a local training offer for frontline staff and improving information sharing pathways between the Trust and 0-19 service.

### PBH 026

Hospital admissions caused by unintentional and deliberate injuries in children aged under 15 years (per 10,000 0-15 population)



Lead Officer: Lorraine Hughes: Director of Public Health

Service Area: Public Health

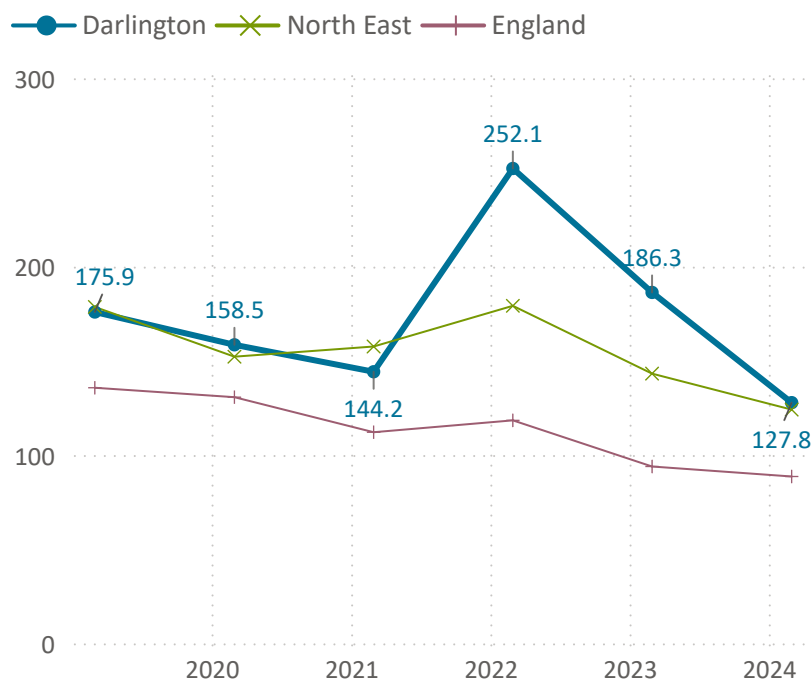
## Hospital admissions caused by unintentional and deliberate injuries in young people aged 15-24 years (per 10,000 15-24 population)

The latest data from 2023/24 shows that the rate of emergency hospital admissions is 127.8 per 10,000 population amongst 15-24 year olds, and continues to reduce from a peak in 2022. This is statistically similar to the North East, but statistically worse than England. Many are due to traffic and sporting injuries, but the data also includes injuries as a result of self-harm for this group.

An audit has been undertaken to understand the data in more detail, this is supporting work to improve pathways and care for young people admitted for self-harm, including recording of assessments and improving education around identified risk factors.

### PBH 027

Hospital admissions caused by unintentional and deliberate injuries in young people aged 15-24 years (per 10,000 15-24 population)



Lead Officer: Lorraine Hughes: Director of Public Health

Service Area: Public Health



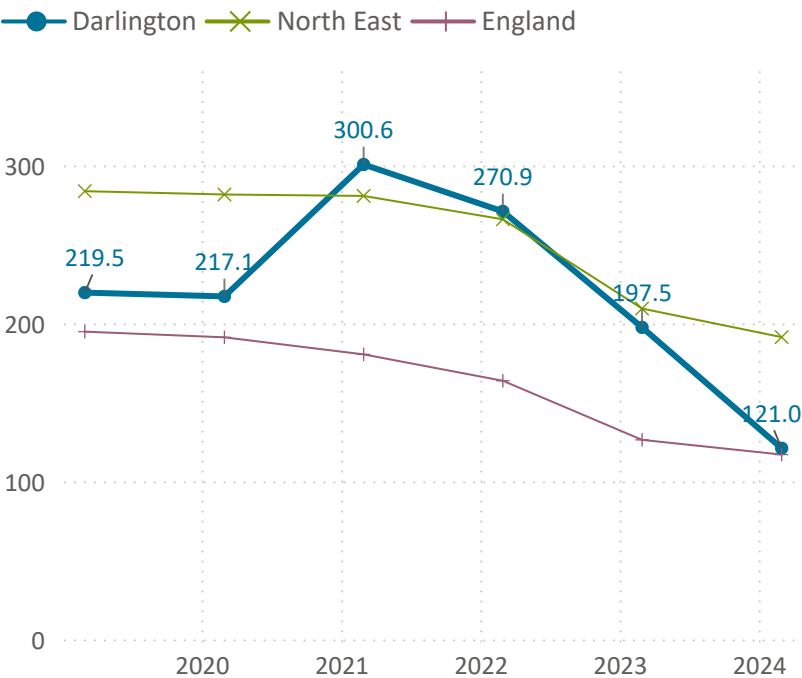
# Emergency Hospital Admissions for Intentional Self-Harm (per 100,000 population)

The latest data for 2024 shows a rate of 121 per 100,000 population, which is statistically similar to England and is statistically better than the North East. This data also shows a decreasing trend for Darlington from 2021.

Self-harm is a complex and poorly understood act with varied reasons for a person to harm themselves, irrespective of the purpose of the act. There is a significant and persistent risk of future suicide following an episode of self-harm. This indicator is a measure of intentional self-harm events that warranted a hospital admission and not a measure of the actual prevalence of self-harm.

## PBH 031

Emergency Hospital Admissions for Intentional Self-Harm (per 100,000 population)



Lead Officer: Lorraine Hughes: Director of Public Health

Service Area: Public Health

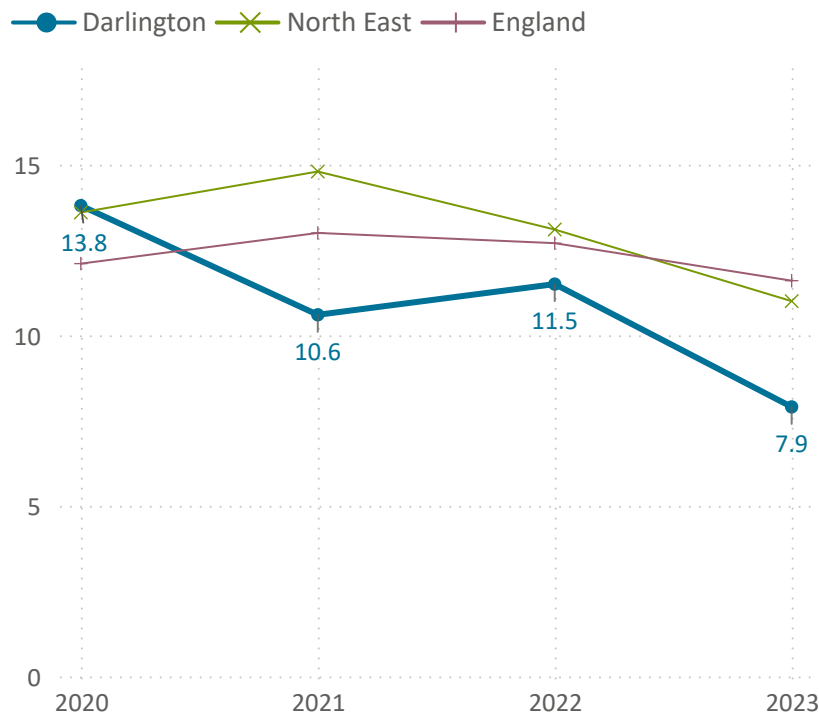
## Prevalence of smoking among persons aged 18+ years

This latest data from the 2023 Annual Population Survey (APS) shows that 7.9% of those who responded aged 18+ self-reported themselves as smokers in Darlington. This is the 3rd year with a reduction from a peak of 13.8% in 2020. Darlington is statistically better than the North East and England.

There is now an established downward trend with fewer people in Darlington identifying themselves as smokers. It is expected that this reduction will be sustained due to the impact of new and existing measures to reduce smoking in the community, including new legislation and extra funding to increase access to stop smoking interventions.

### PBH 033

Prevalence of smoking among persons aged 18+ years



Lead Officer: Lorraine Hughes: Director of Public Health

Service Area: Public Health

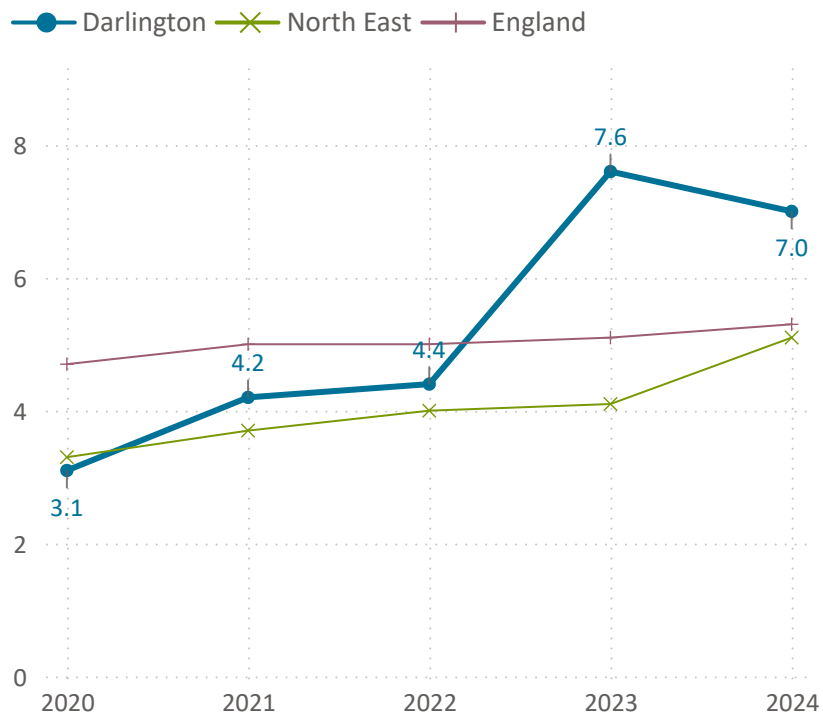
## Percentage of opiate users successfully completing their treatment

The latest data from 2024 shows that there was a slight decrease in the trend for the proportion of opiate users who are successfully completing structured drug treatment. The trend now shows that 7% of opiate users in Darlington have successfully completed their treatment, Darlington is now statistically better than the North East and England.

This rise reflects the increased investment in substance misuse treatment services, which has enabled increased access to better quality treatment. This has increased the numbers in treatment and more positive outcomes. Our local services continue to improve evidence-based interventions, which are effective in meeting the needs of service users.

PBH 035i

Percentage of opiate users successfully completing their treatment



Lead Officer: Lorraine Hughes: Director of Public Health

Service Area: Public Health

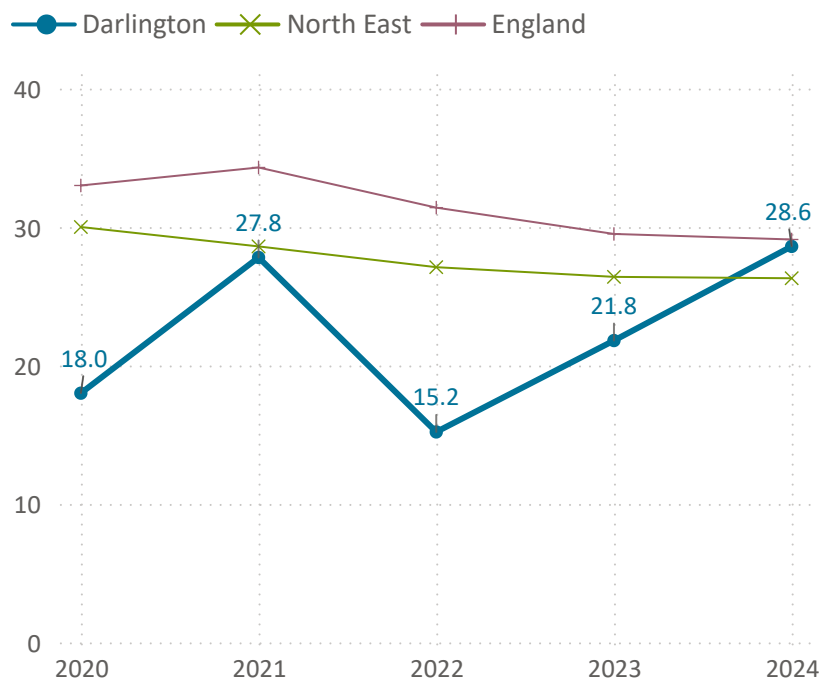
## Percentage of users on non-opiates successfully completing their treatment

The latest data from 2024 shows an increase in non-opiate drug users completing treatment, with 28.6% successfully completing structured drug treatment compared to 21.8% in the previous year. Darlington is statistically similar to the North East and England.

This rise reflects the increased investment in substance misuse treatment services, which has enabled increased access to better quality treatment. This has increased the numbers in treatment and more positive outcomes. Our local services continue to deliver evidence-based interventions to effectively meet the needs of service users.

### PBH 035ii

Percentage of users on non-opiates successfully completing their treatment



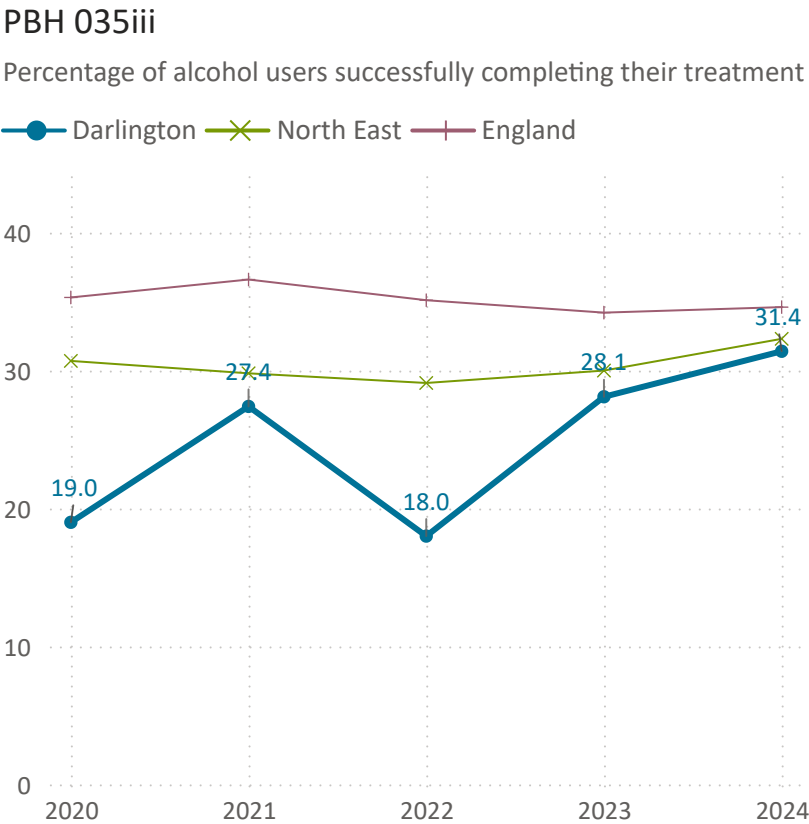
Lead Officer: Lorraine Hughes: Director of Public Health

Service Area: Public Health

# Percentage of alcohol users successfully completing their treatment

The latest data for 2024 shows an improvement compared to the last report, with 31.4% of alcohol users successfully completing structured treatment in Darlington. This is statistically similar to the North East but remains lower than England.

There has been an increase in demand for alcohol treatment services in Darlington and an increase in the levels of dependency in people presenting for treatment. Improvement in outcomes reflects the success of the service in meeting demand and providing a high quality service. Wider multi-agency action is being taken to further increase the numbers of people accessing treatment services and to address the wider impacts of alcohol in our communities.



Lead Officer: Lorraine Hughes: Director of Public Health

Service Area: Public Health

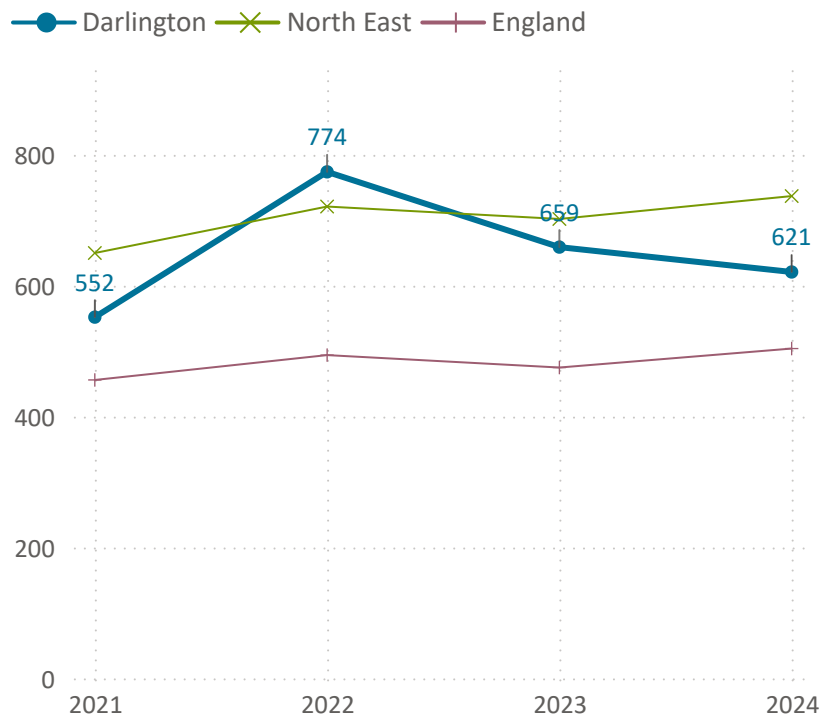
## Alcohol related admissions to hospital (per 100,000 population)

The latest data for 2023/24 shows the rate of alcohol related admissions was 621 per 100,000 population. This has reduced from the previous data. Darlington is statistically better than the North East and statistically worse than England.

This indicator represents the burden of disease from alcohol consumption in Darlington, which has accumulated over many years. The council commissions treatment services and is working with partners across the system to develop and implement strategies to reduce alcohol consumption and harms from alcohol to contribute to reducing alcohol admissions in the longer term.

### PBH 044

Alcohol related admissions to hospital (per 100,000 population)



Lead Officer: Lorraine Hughes: Director of Public Health

Service Area: Public Health

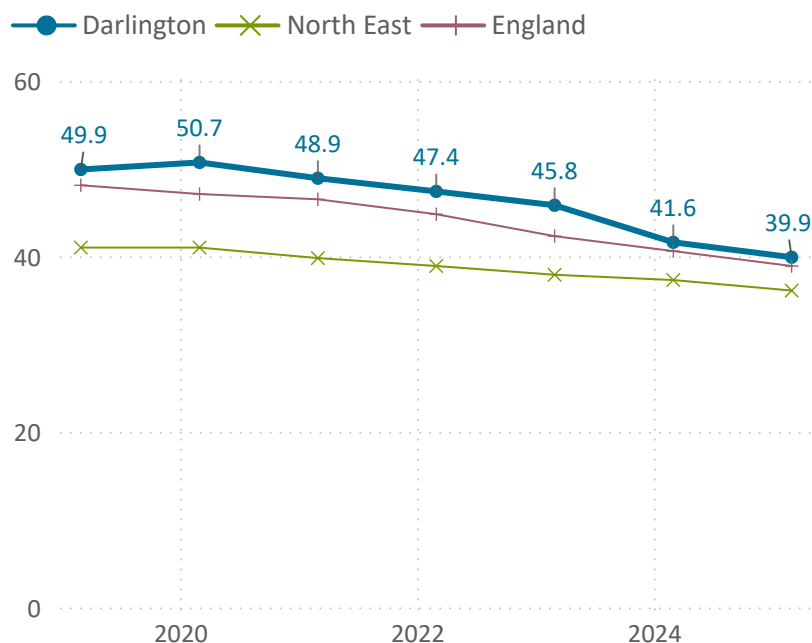
## Cumulative % of eligible population aged 40-74 offered an NHS Health Check who received an NHS Health Check in the five year period

The latest data shows that 39.9% of those in Darlington who are eligible for an NHS Health Check, who have been offered a check are successfully receiving the check. This has reduced in line with England and the North East since the peak in 2020; however, Darlington is statistically better than England and the North East.

The authority commissions the GP federation to support individual GP practices to identify and offer a health check to all those who are eligible and maximise the proportion who go on to receive an NHS Health Check as set out in the national guidance.

### PBH 046

Cumulative % of eligible population aged 40-74 offered an NHS Health Check who received an NHS Health Check in the five year period



Lead Officer: Lorraine Hughes: Director of Public Health

Service Area: Public Health

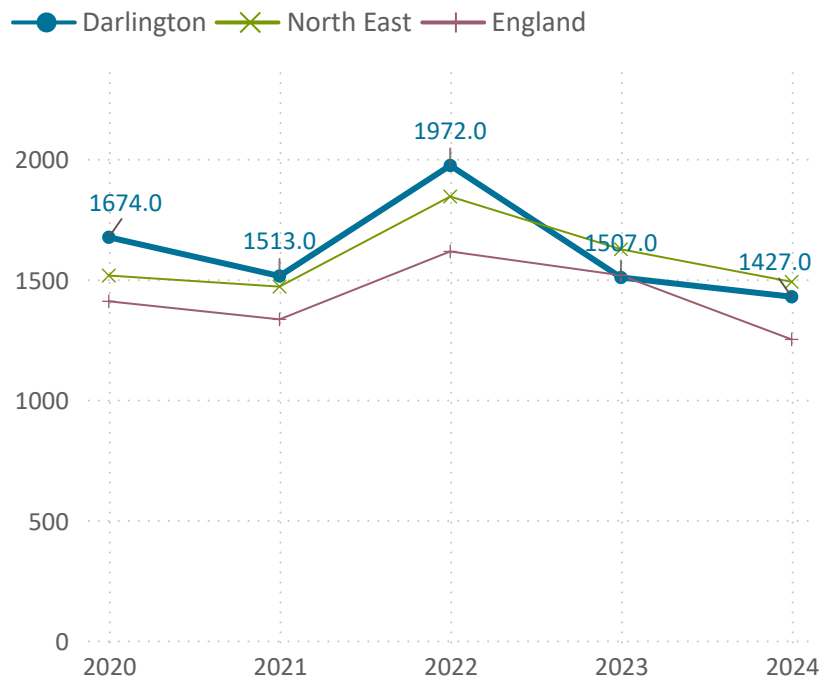
## Chlamydia diagnoses in 15-24 year olds (per 100,000 15-24 population)

The latest data is from 2024, which shows a diagnosis rate of 1,427 per 100,000. This is statistically similar to the North East and England. An increased detection rate is indicative of increased control activity. It is not a measure of disease in the community.

The council commissions a specialist Sexual Health Service which has been working to improve uptake of screening by targeting younger people under 25 years, including access to online testing for over 16 years. This has increased the number of people getting tests. The School Nursing team works with schools to ensure Chlamydia screening is promoted appropriately within the curriculum.

### PBH 048

Chlamydia diagnoses in 15-24 year olds (per 100,000 15-24 population)



Lead Officer: Lorraine Hughes: Director of Public Health

Service Area: Public Health



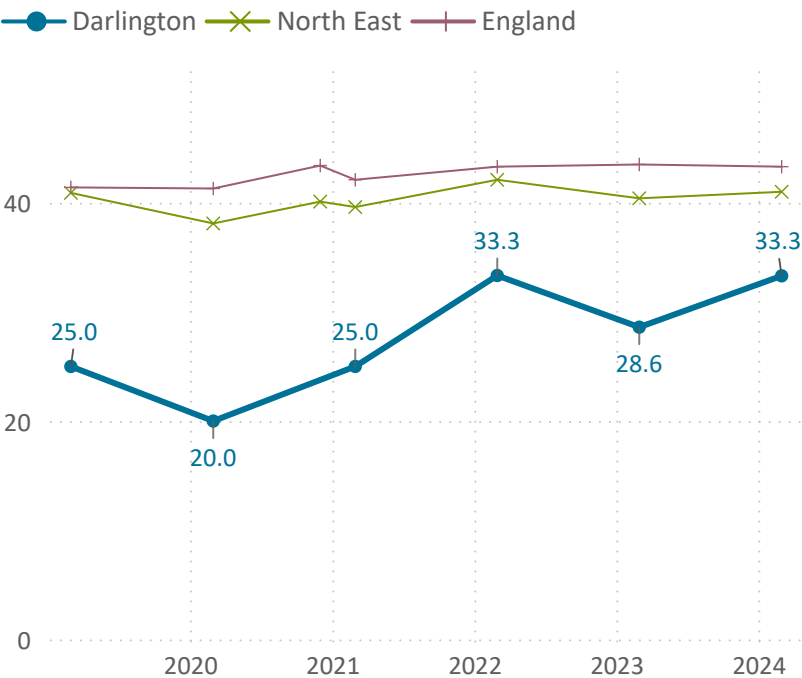
# People presenting with HIV at a late stage of infection (percentage of all those presenting with HIV)

Due to the small number of people who are diagnosed with HIV, this data is cumulative from 2022-24. It shows that 33.3% of adults newly diagnosed with HIV were diagnosed at a late stage. Late diagnosis impacts treatment options and results in poorer outcomes. Compared to North East neighbours, Darlington is statistically similar to the North East and England.

The Sexual Health Service offers all new patients an HIV risk assessment. They also work with at-risk groups to promote early testing and are providing easier routes to access HIV testing through postal testing kits. Partners also work together to reduce HIV stigma to encourage more uptake of testing.

## PBH 050

People presenting with HIV at a late stage of infection (percentage of all those presenting with HIV)



Lead Officer: Lorraine Hughes: Director of Public Health

Service Area: Public Health

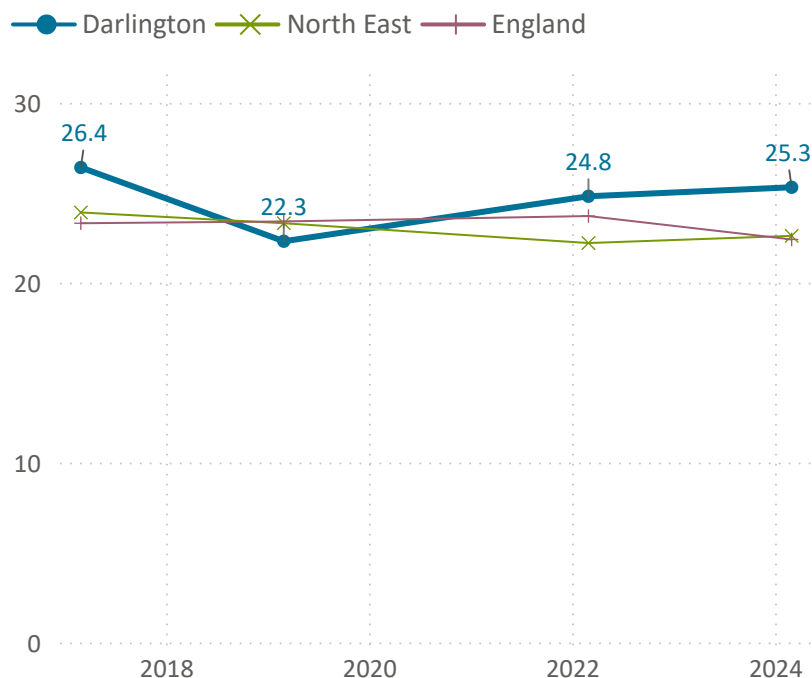
## Percentage of 5 year olds with experience of visually obvious dental decay

The latest data shows that the percentage of Darlington 5-year-olds with experience of visually obvious dental decay has increased to 25.3%. This is statistically similar to both England and the North East.

Tooth decay in children is a preventable cause of avoidable pain and illness in children, the most common cause of hospital admissions for 5 to 9 year olds and a contributor to school absences. Local actions supporting healthy weaning for babies, reducing sugar and fizzy drinks in education settings and increasing the number of nurseries, primary schools and special schools with a supervised toothbrushing scheme. Awareness videos have also been developed and promoted on social media.

### PBH 054

Percentage of 5 year olds with experience of visually obvious dental decay



Lead Officer: Lorraine Hughes: Director of Public Health

Service Area: Public Health

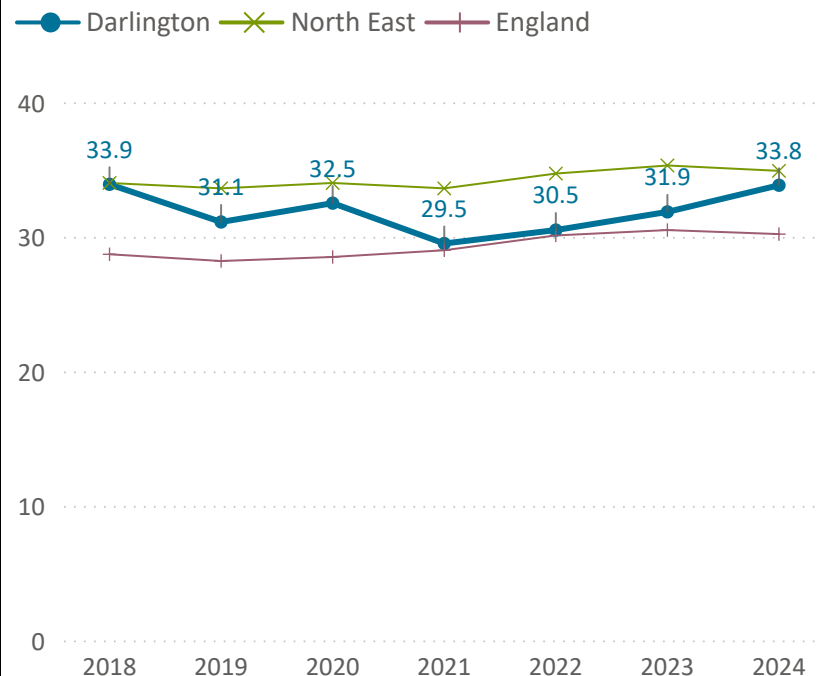
## Under 75 mortality rate from cardiovascular diseases considered preventable (per 100,000 population)

The latest data from 2022-24 indicates that the under-75 mortality rate for preventable cardiovascular diseases in Darlington is 33.8 per 100,000 individuals. This is statistically similar to the England and North East averages. Darlington shows a similar upward trend as England and the North East.

Preventable mortality refers to deaths that could largely be avoided through effective public health measures and primary prevention strategies. This highlights the importance of continuing efforts to reduce avoidable deaths through comprehensive public health policies and interventions at all levels. It also underscores that preventing circulatory diseases is just as critical as treating them.

### PBH 056

Under 75 mortality rate from cardiovascular diseases considered preventable (per 100,000 population)



Lead Officer: Lorraine Hughes: Director of Public Health

Service Area: Public Health

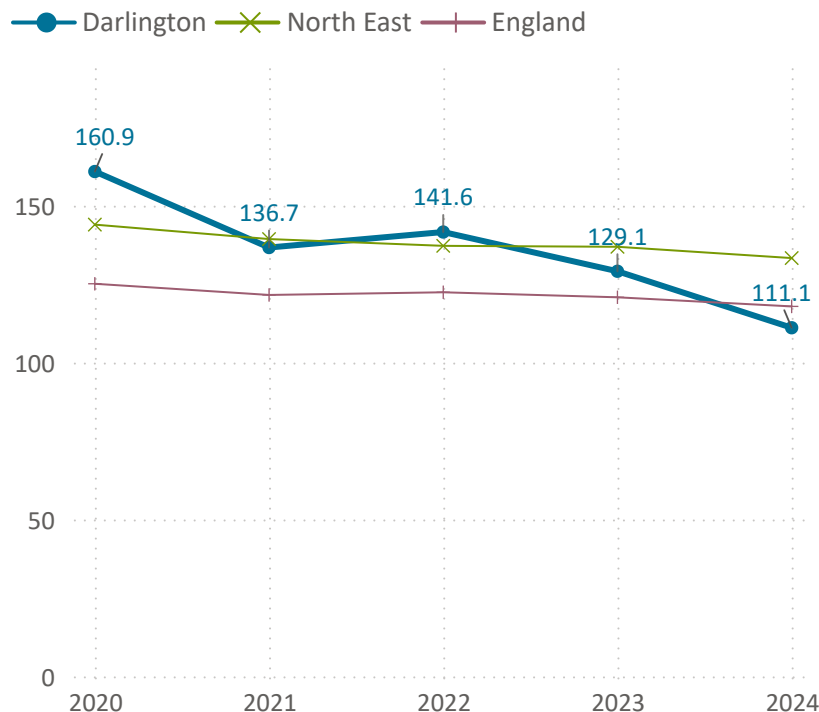
## Under 75 mortality rate from cancer (per 100,000 population)

The latest data for 2024 shows that the rate of under-75 mortality from cancer in Darlington has reduced and is 111.1 per 100,000. Darlington is statistically similar to England and the North East.

Cancer is the leading cause of death in England in under-75s. To ensure that there continues to be a reduction in the rate of premature mortality from cancer, the public health team supports a range of partners in their work to contribute to preventing and reducing early deaths from cancer. This includes providing support to smokers in quitting smoking and supporting the NHS in supporting better uptake of screening and treatment to maximise the number of those who survive a diagnosis of cancer.

### PBH 058

Under 75 mortality rate from cancer (per 100,000 population)



Lead Officer: Lorraine Hughes: Director of Public Health

Service Area: Public Health

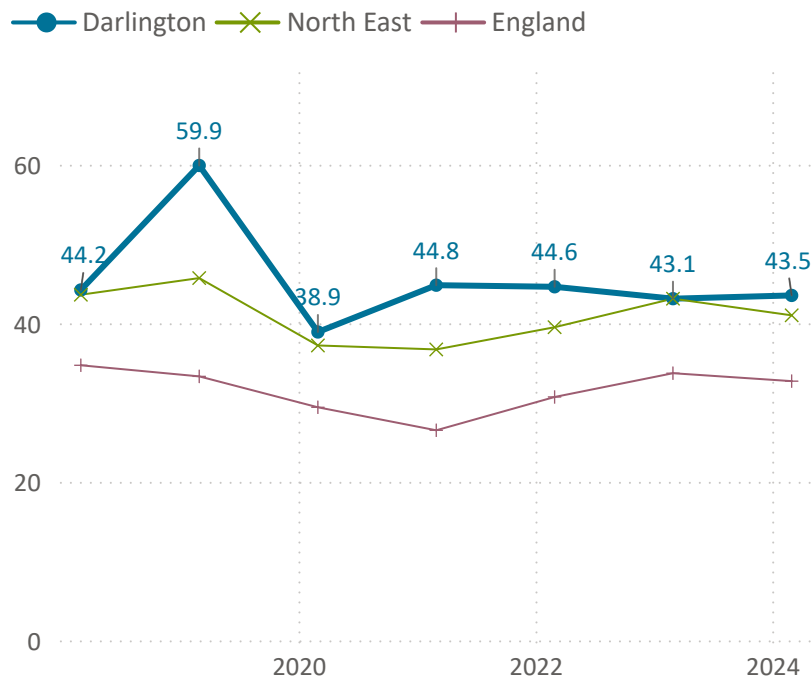
## Under 75 mortality rate from respiratory disease (per 100,000 population)

The latest data (2024) shows that Darlington has a rate of 43.5 per 100,000 of deaths from respiratory diseases in people aged under 75. This is statistically similar to the North East and England.

The Public Health team commissions a range of prevention interventions, including a Stop Smoking Service which supports individuals to quit, which improves their respiratory health and reduces the effects of second-hand smoke, and interventions for children and young people which highlight the harms from tobacco. Environmental Health also monitors air quality, including an annual action plan to improve air quality.

### PBH 060

Under 75 mortality rate from respiratory disease (per 100,000 population)



Lead Officer: Lorraine Hughes: Director of Public Health

Service Area: Public Health